

SIDC Space Weather briefing

2 April – 8 April 2018

Elena Podladchikova
&
SIDC forecaster team

Solar Influences
Data analysis Centre
www.sidc.be



Royal Observatory
of Belgium

Summary Report

Solar Activity:

Active Regions	NOAA 2703 spotless region
Flaring	3 B class flares
Filaments	None
CMEs	None
Proton Events	None

Solar wind and Geomagnetic conditions:


ICME	None
Coronal Hole	Negative polarity, narrow CH crossed central meridian 5-6 April
SW conditions	Quiet: 320-440 km/s
Kp index	Quiet 0-2, few unsettled episodes K=3

All Quiet alert from 2018-03-05 to 2018-03-08

Solar active region evolution

Catania sunspot groups
2018-03-30 06:30:00

NOAA AR/sunspot
NOAA Halpha plage
NOAA expected region
2018-04-01 00:30:00




Start of the week:
One Alpha AR

Solar active region evolution

Catania sunspot groups
No observation

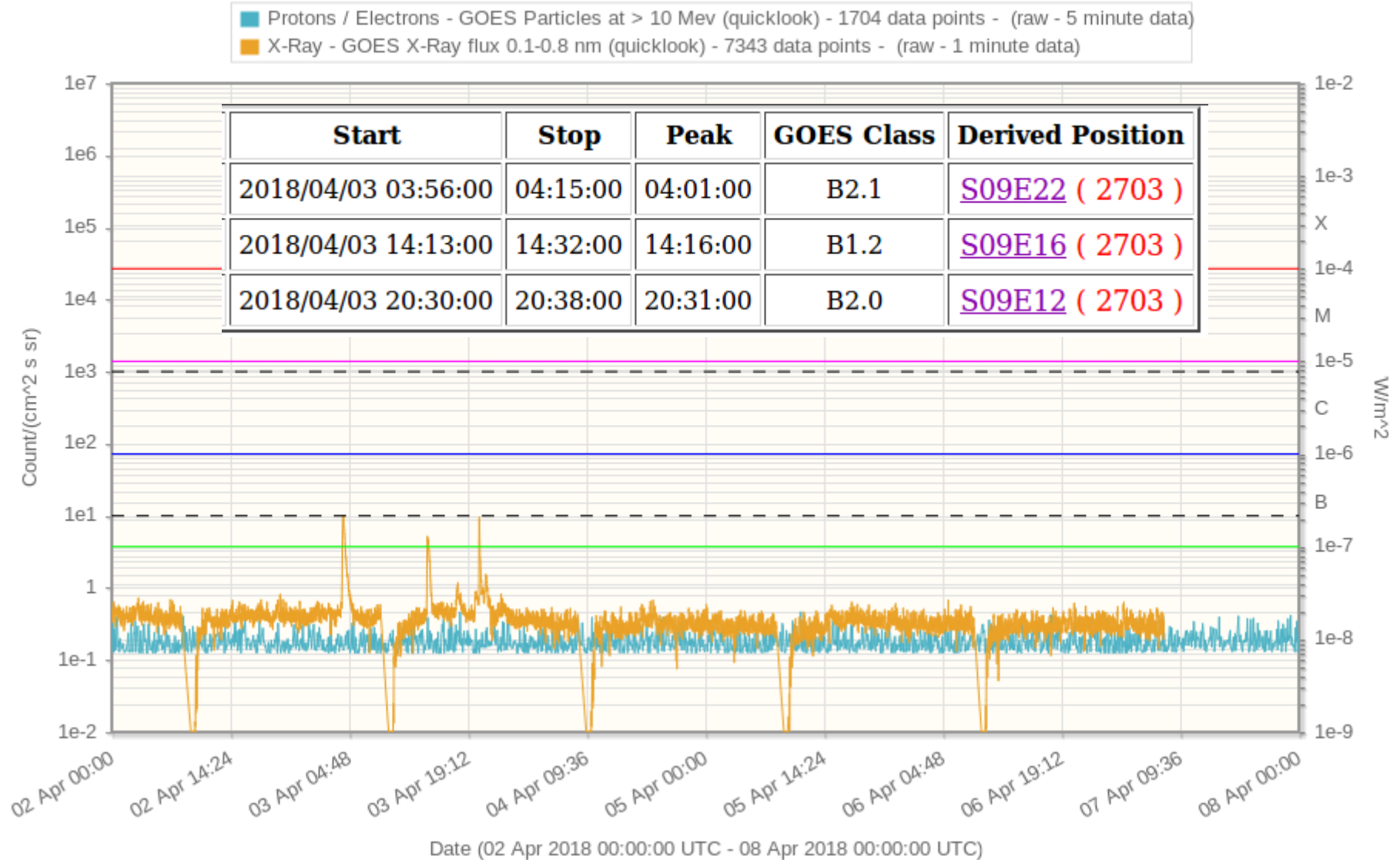
NOAA AR/sunspot
NOAA Halpha plage
NOAA expected region
No observation



End of the week:
Only Halpha plage

Solar X-ray flux and ≥ 10 MeV proton flux (GOES)

www.staff.oma.be



Goes X-ray flux yellow – 3 B flares

CMEs

None

S

W

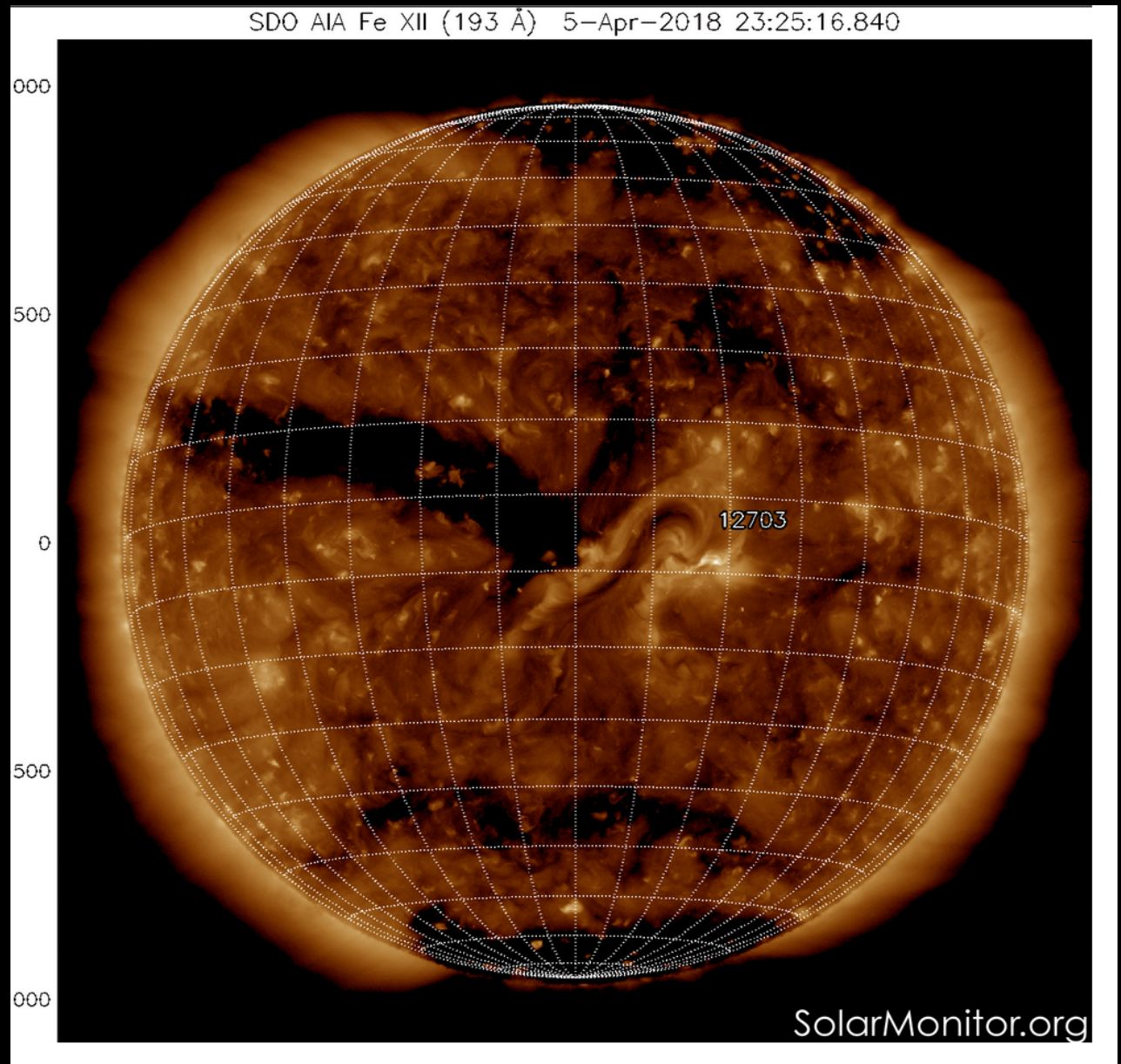
N

E

18:12 04/08
16:00 04/08
12:36 04/08
09:48 04/08
07:00 04/08
04:12 04/08
00:48 04/08
21:36 04/07
18:48 04/07
16:12 04/07
12:48 04/07
10:12 04/07
07:12 04/07
04:24 04/07
00:48 04/07
21:24 04/06
18:12 04/06
15:36 04/06
11:48 04/06
08:24 04/06
05:12 04/06
00:36 04/06
21:24 04/05
18:12 04/05
14:36 04/05
11:30 04/05
08:12 04/05
05:36 04/05
02:24 04/05
22:36 04/04
19:24 04/04
16:48 04/04
13:48 04/04
10:24 04/04
07:24 04/04
04:42 04/04
01:54 04/04
22:24 04/03
04:36 04/03
02:12 04/03
22:12 04/02
18:24 04/02
15:24 04/02
12:00 04/02
08:48 04/02
06:00 04/02
03:12 04/02
00:00 04/02

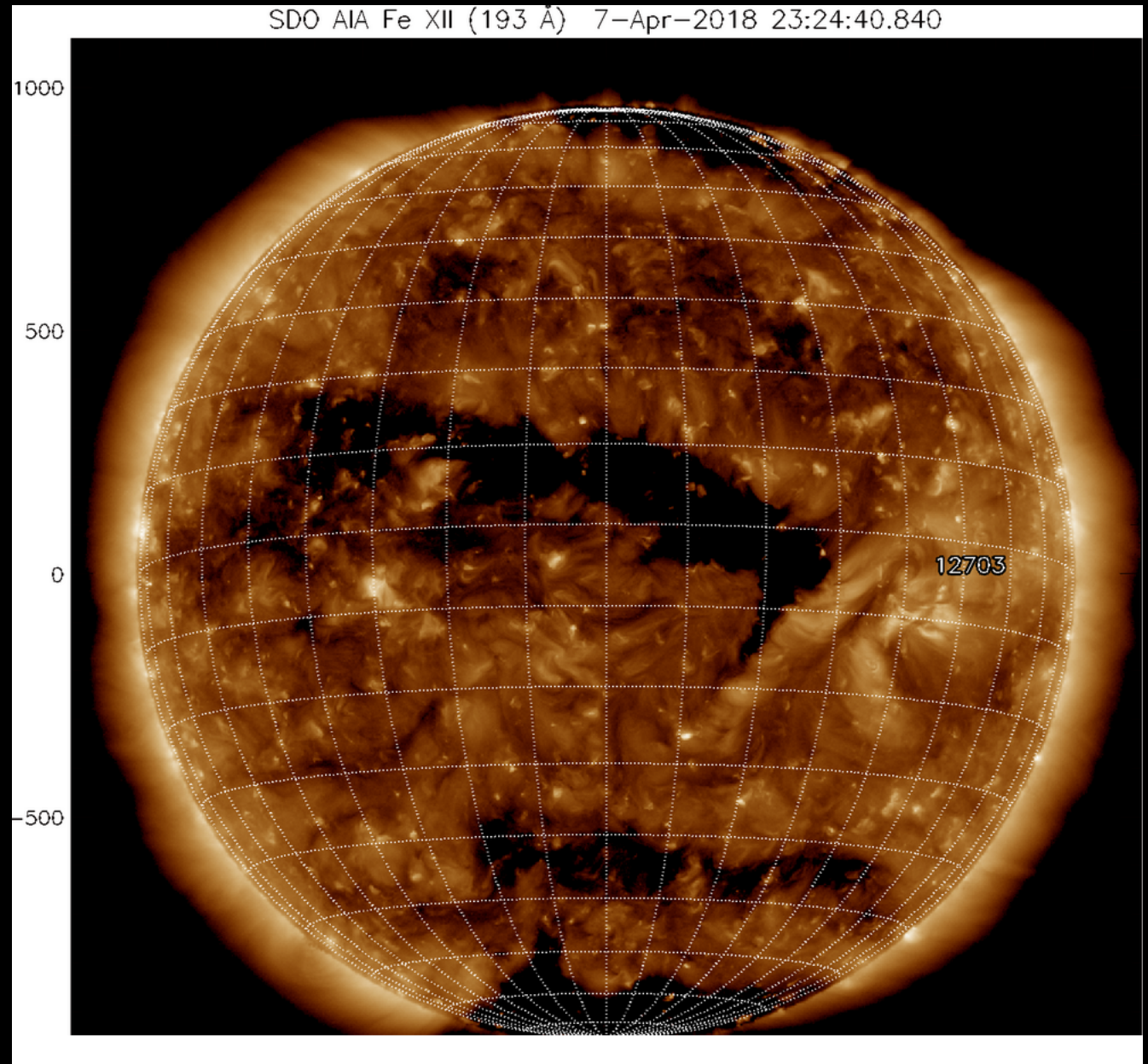
Coronal holes

Negative Polarity
Coronal hole
5 April

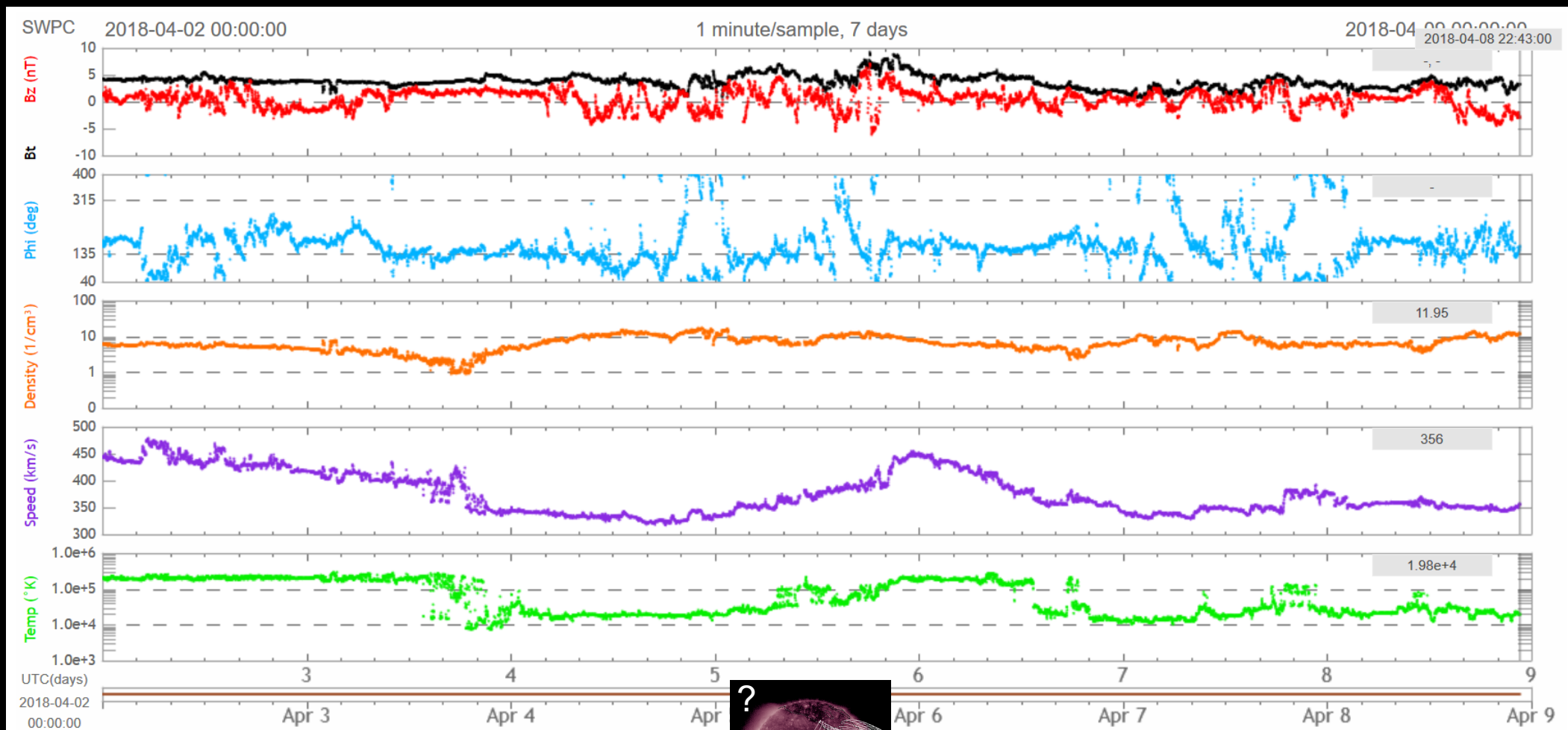


Coronal holes

Negative Polarity
Coronal hole
7 April



Solar wind



SW speed < 470 km/s

$B_t < 9.5$ nT; B_z [-5 nT, +7 nT]

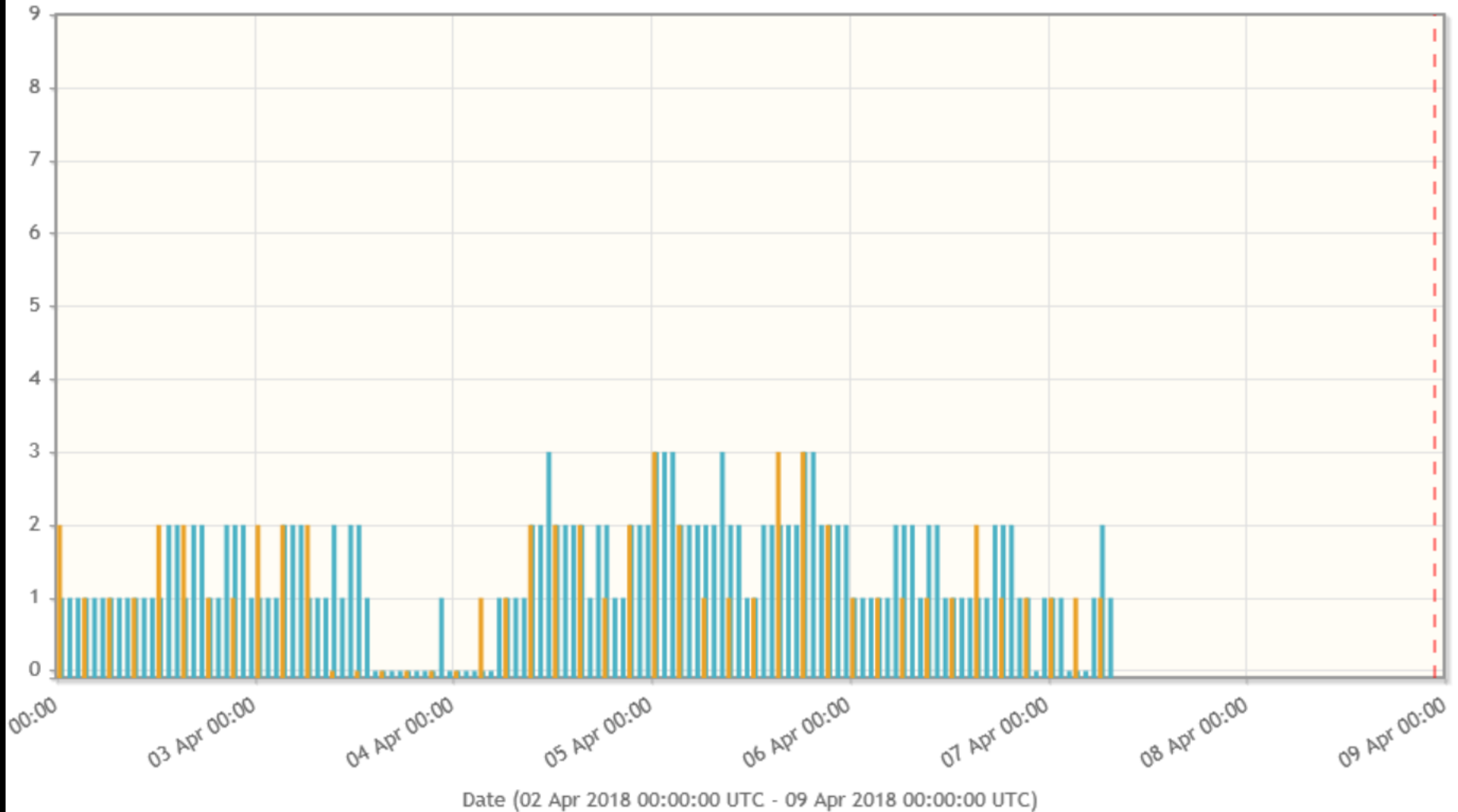
NOAA SWPC

<http://www.swpc.noaa.gov/products/real-time-solar-wind>

Geomagnetism

Plot (02 Apr 2018 00:00:00 UTC - 09 Apr 2018 00:00:00 UTC)

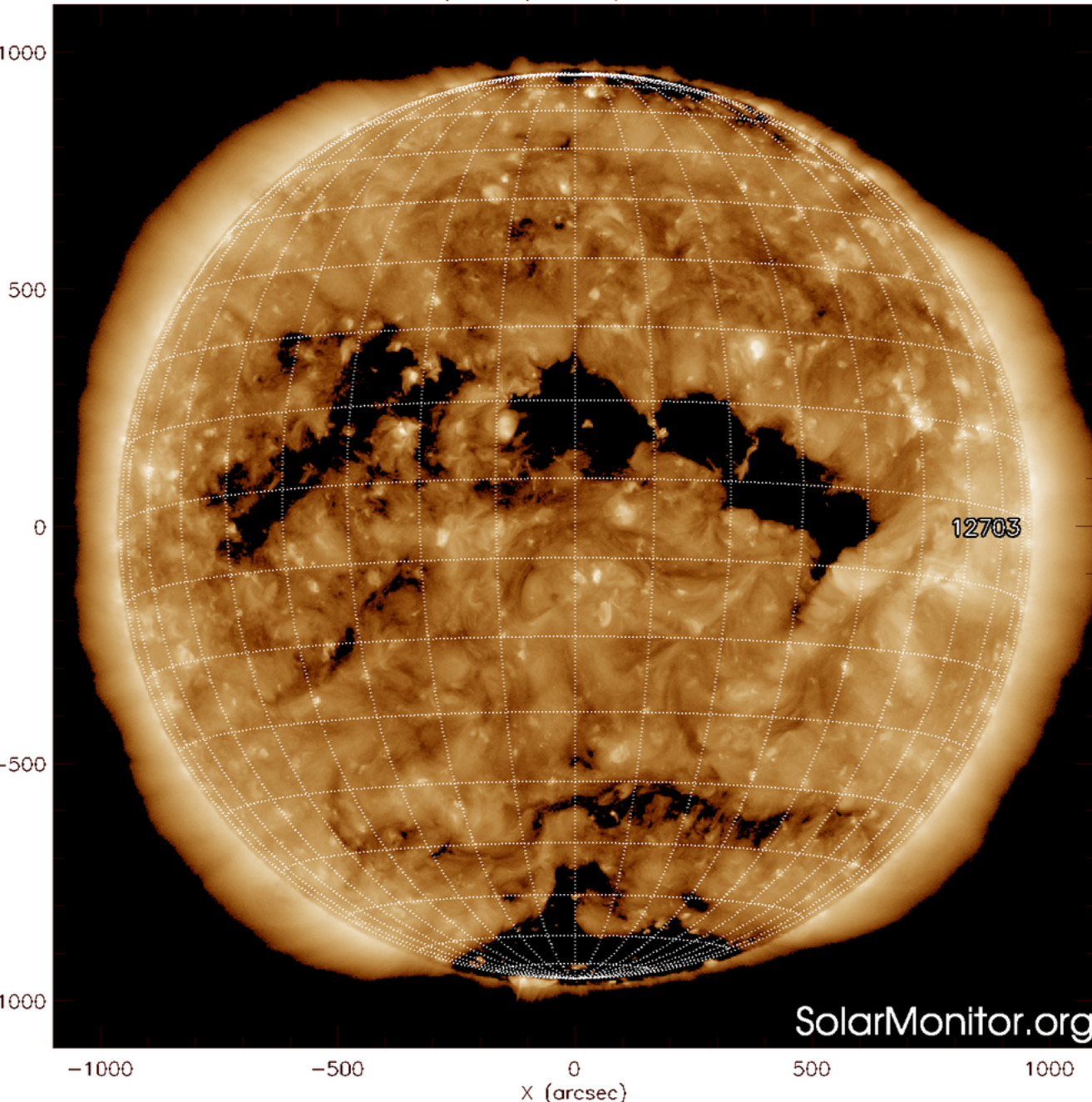
Geomagnetic - K (Dourbes) (quicklook) - 129 data points - (raw - 3 hour data)
Geomagnetic - Kp (NOAA) (quicklook) - 43 data points - (raw - 3 hour data)



Kp: 0 – 3; K= 0 – 3; (Dourbes)

Next Week

SDO AIA Fe XII (193 Å) 8-Apr-2018 21:31:04.840



Negative Polarity

Coronal hole reaching the
The central meridian on the
5th of April

Magnetic storm Expected
on the 8-9th of April?

SIDC Space Weather briefing

See you at our next briefing!

Or visit us at www.sidc.be

Solar Influences
Data analysis Centre
www.sidc.be



Royal Observatory
of Belgium