

# SIDC Space Weather Briefing

04 – 10 June, 2018

M. West and SIDC forecasters (presented by L. Rodriguez)



# SUMMARY REPORT

Active Regions	2712
Flaring	C1.0 and below
CMEs	no eruptions
Proton Events	Background level

Kp Index	Kp=3 and K-Dourbes=3
----------	----------------------

All Quiet Alert:	All quiet since 08-Jun-2018
------------------	-----------------------------


# Solar Active Region Evolution

Solar Influences  
Data Analysis Centre  
[www.sidc.be](http://www.sidc.be)



**Royal Observatory**  
*of* Belgium

# BEGINNING OF THE WEEK





04-JUN-2018 - MAGNETOGRAM - SDO HMI

# BEGINNING OF THE WEEK


Royal Observatory  
of Belgium



SDO/HMI Quick-Look Magnetogram: 20180604\_103000



# END OF THE WEEK






10-JUN-2018 - MAGNETOGRAM - SDO HMI

# END OF THE WEEK

Royal Observatory  
*of* Belgium



SDO/HMI Quick-Look Magnetogram: 20180610\_230000

# Solar Activity

Solar Influences  
Data Analysis Centre  
[www.sidc.be](http://www.sidc.be)



**Royal Observatory**  
*of* Belgium



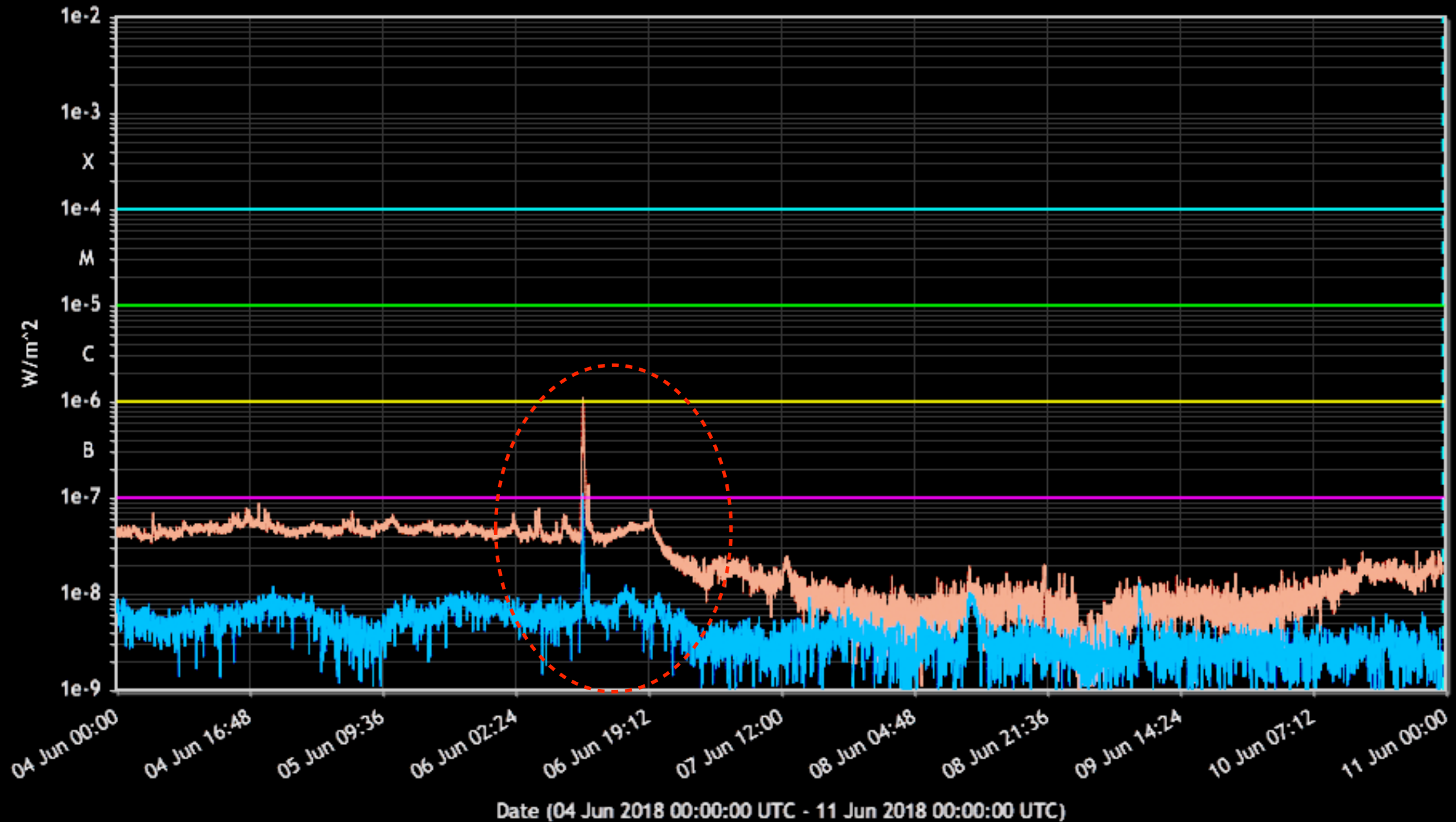
NO SIGNIFICANT FLARES LAST WEEK - LARGEST C1.0 CLASS FLARE

# SOLAR X-RAY FLUX







Royal Observatory  
of Belgium

www.staff.oma.be

- X-Ray - GOES X-Ray flux 0.1-0.8 nm (quicklook) - 10045 data points - (raw - 1 minute data)
- X-Ray - GOES X-Ray flux 0.05-0.4 nm (quicklook) - 10045 data points - (raw - 1 minute data)



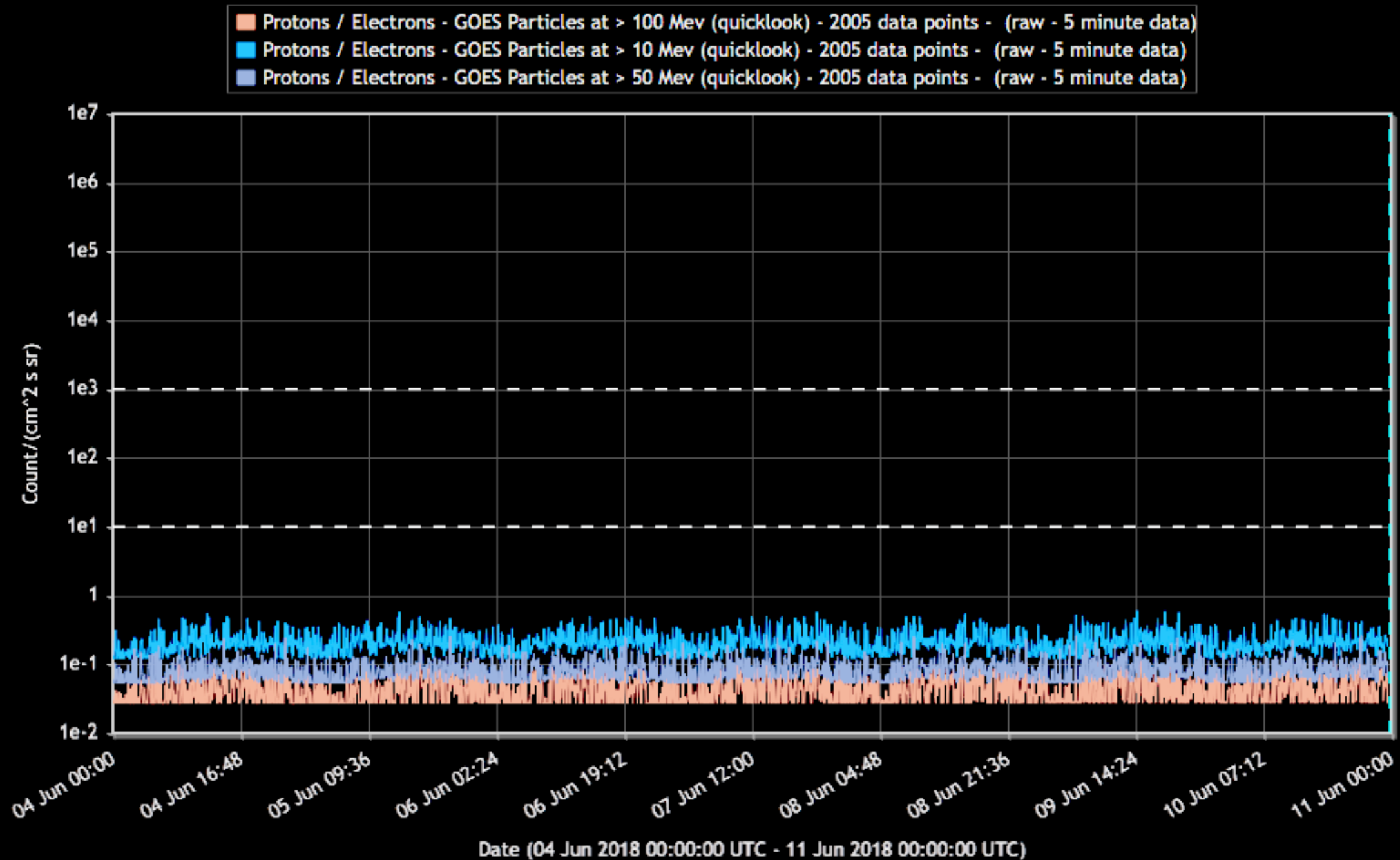
# ERUPTIONS



18:12	06/10
12:48	06/10
09:12	06/10
03:12	06/10
23:48	06/09
20:18	06/09
17:48	06/09
14:36	06/09
11:30	06/09
08:36	06/09
05:36	06/09
02:36	06/09
23:24	06/08
20:00	06/08
16:12	06/08
13:36	06/08
10:24	06/08
07:18	06/08
04:17	06/08
23:48	06/07
20:12	06/07
17:24	06/07
14:24	06/07
11:12	06/07
08:06	06/07
05:24	06/07
02:48	06/07
23:12	06/06
19:36	06/06
16:48	06/06
13:48	06/06
10:42	06/06
07:48	06/06
05:00	06/06
02:12	06/06
23:12	06/05
19:48	06/05
17:18	06/05
14:00	06/05
11:00	06/05
07:12	06/05
04:12	06/05
00:48	06/05
21:36	06/04
18:36	06/04
15:54	06/04
11:48	06/04
08:48	06/04
06:00	06/04
03:24	06/04
00:00	06/04

# PROTONS

www.staff.oma.be





# Solarwind & Geomagnetic Activity

Solar Influences  
Data Analysis Centre  
[www.sidc.be](http://www.sidc.be)

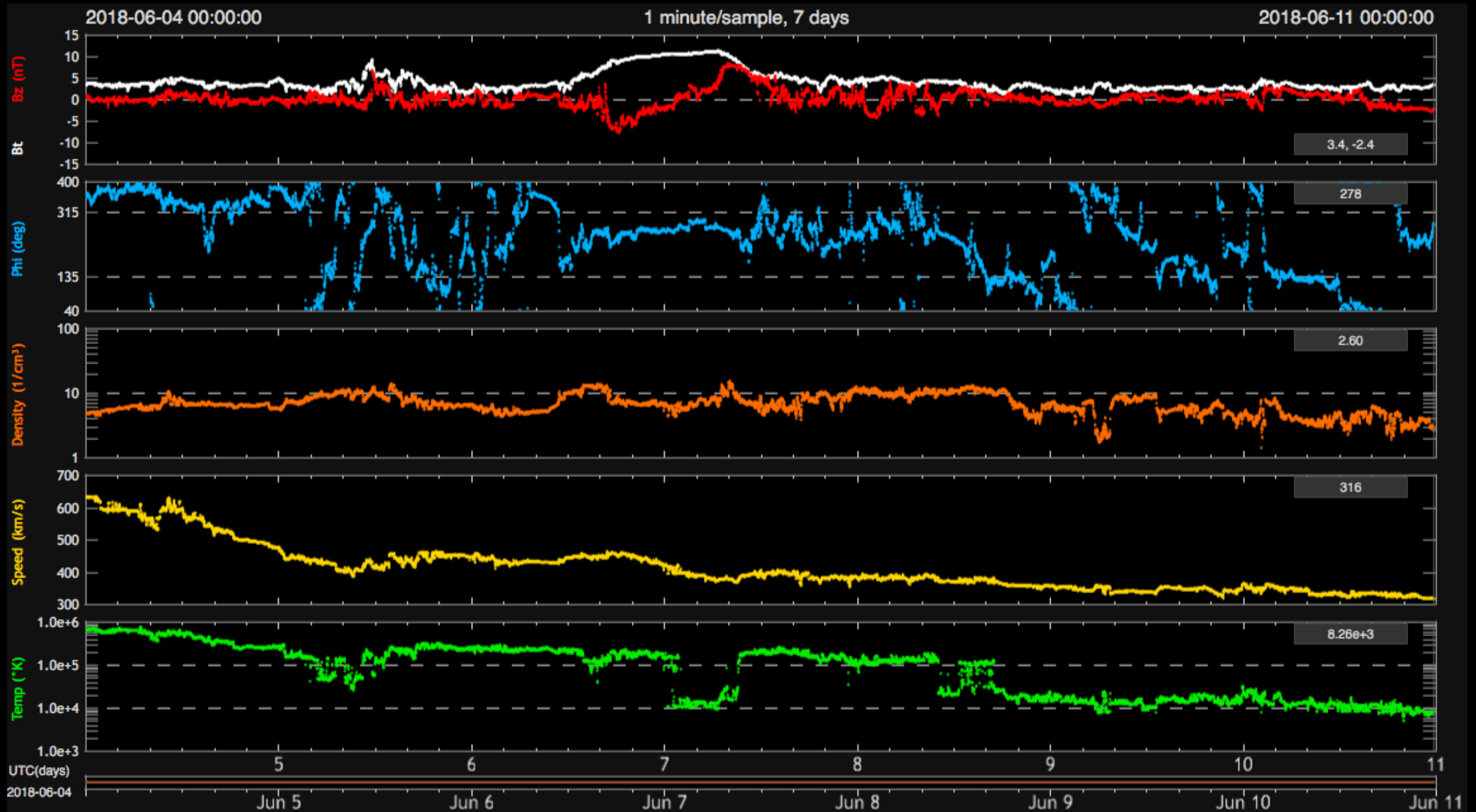


**Royal Observatory**  
*of* Belgium

SW SPEED = 700 - 330 KM/S ☀️☐  $B_T = 3-11$  NT ☀️☐  $B_Z = -6-+6$  NT

Royal Observatory  
of Belgium

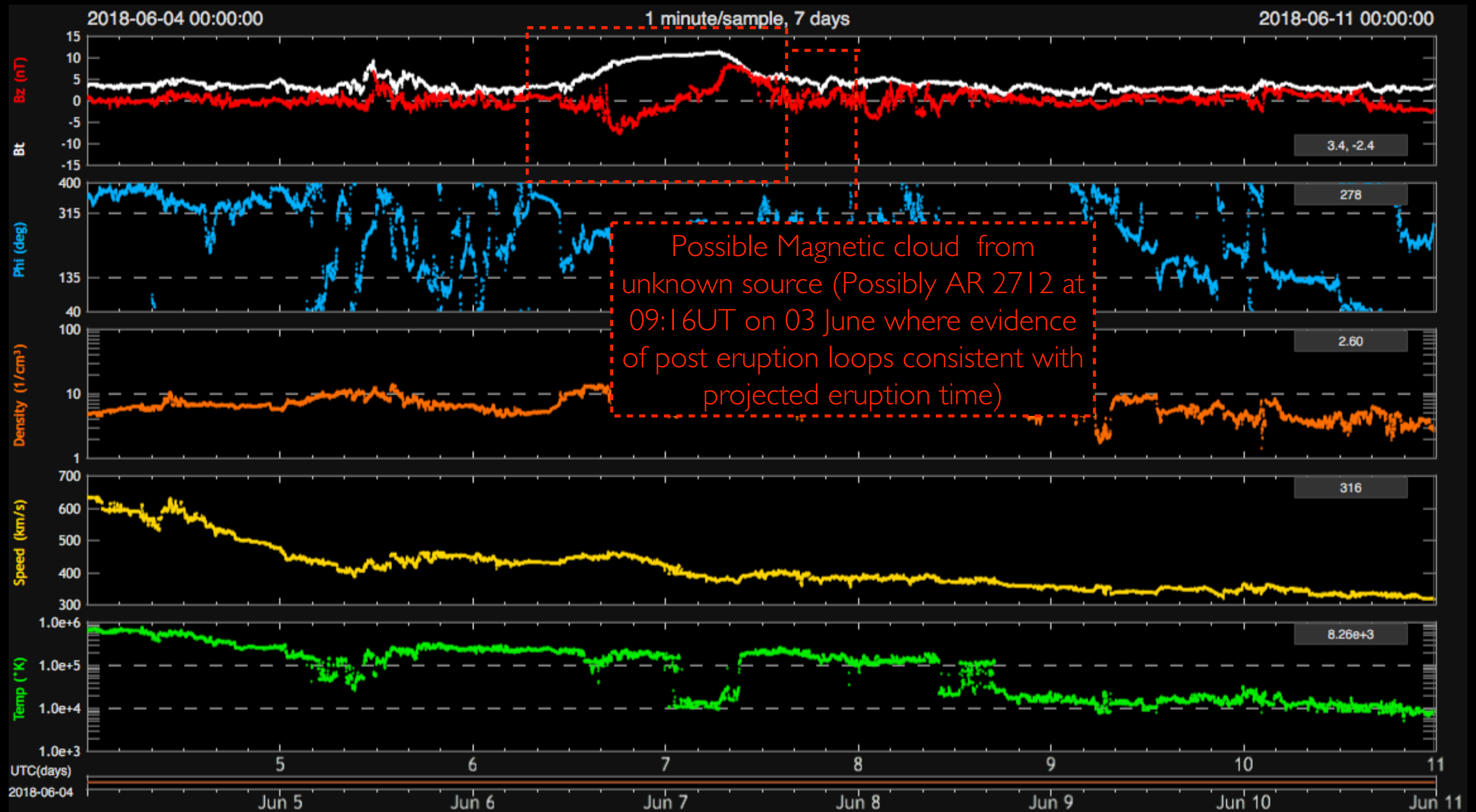
# SOLAR WIND



SW SPEED = 700 - 330 KM/S ☀️☐  $B_T = 3-11$  NT ☀️☐  $B_Z = -6-+6$  NT

Royal Observatory  
of Belgium

# SOLAR WIND

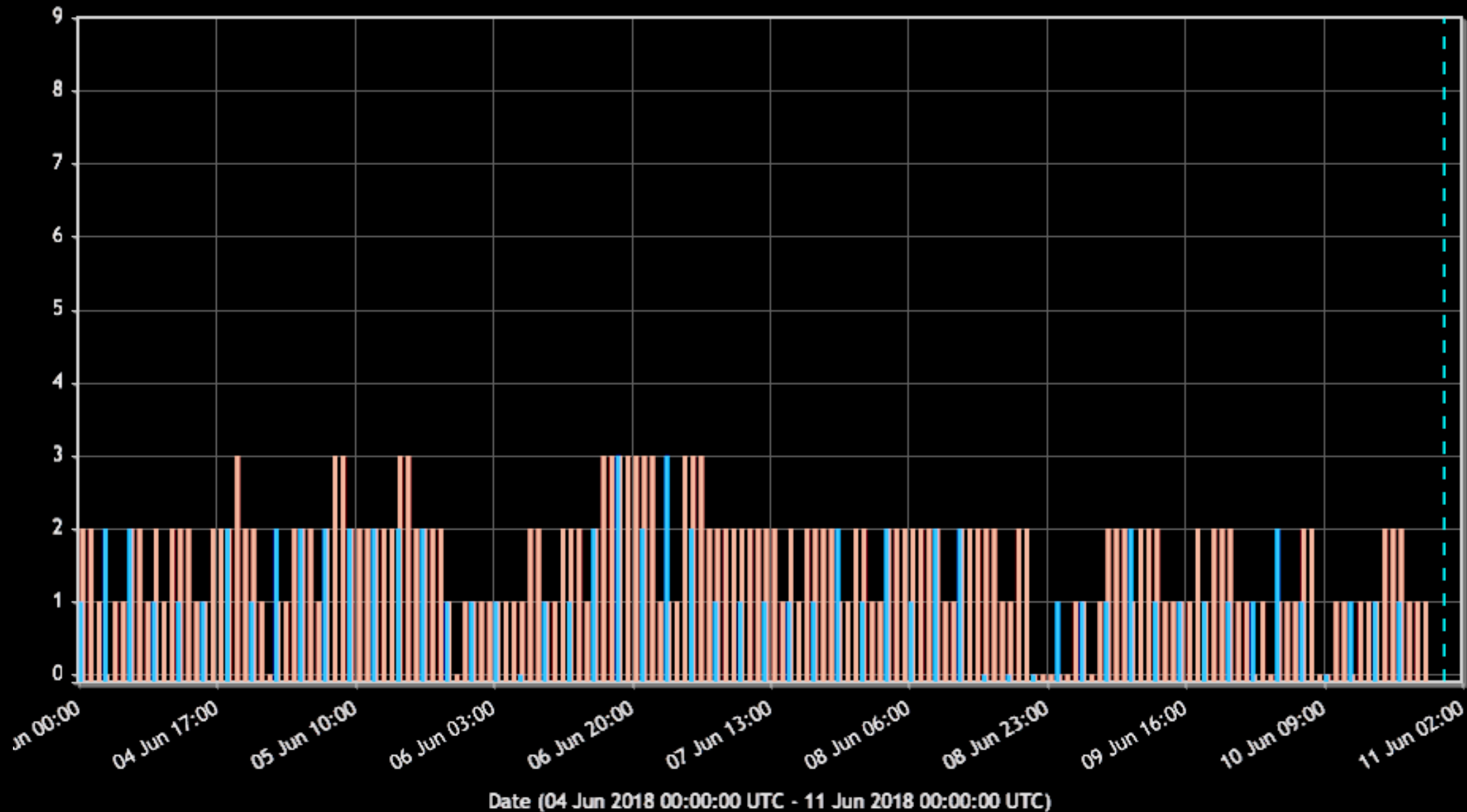




# GEOMAGNETISM

www.staff.oma.be

Geomagnetic - K (Dourbes) (quicklook) - 167 data points - (raw - 3 hour data)  
Geomagnetic - Kp (NOAA) (quicklook) - 55 data points - (raw - 3 hour data)



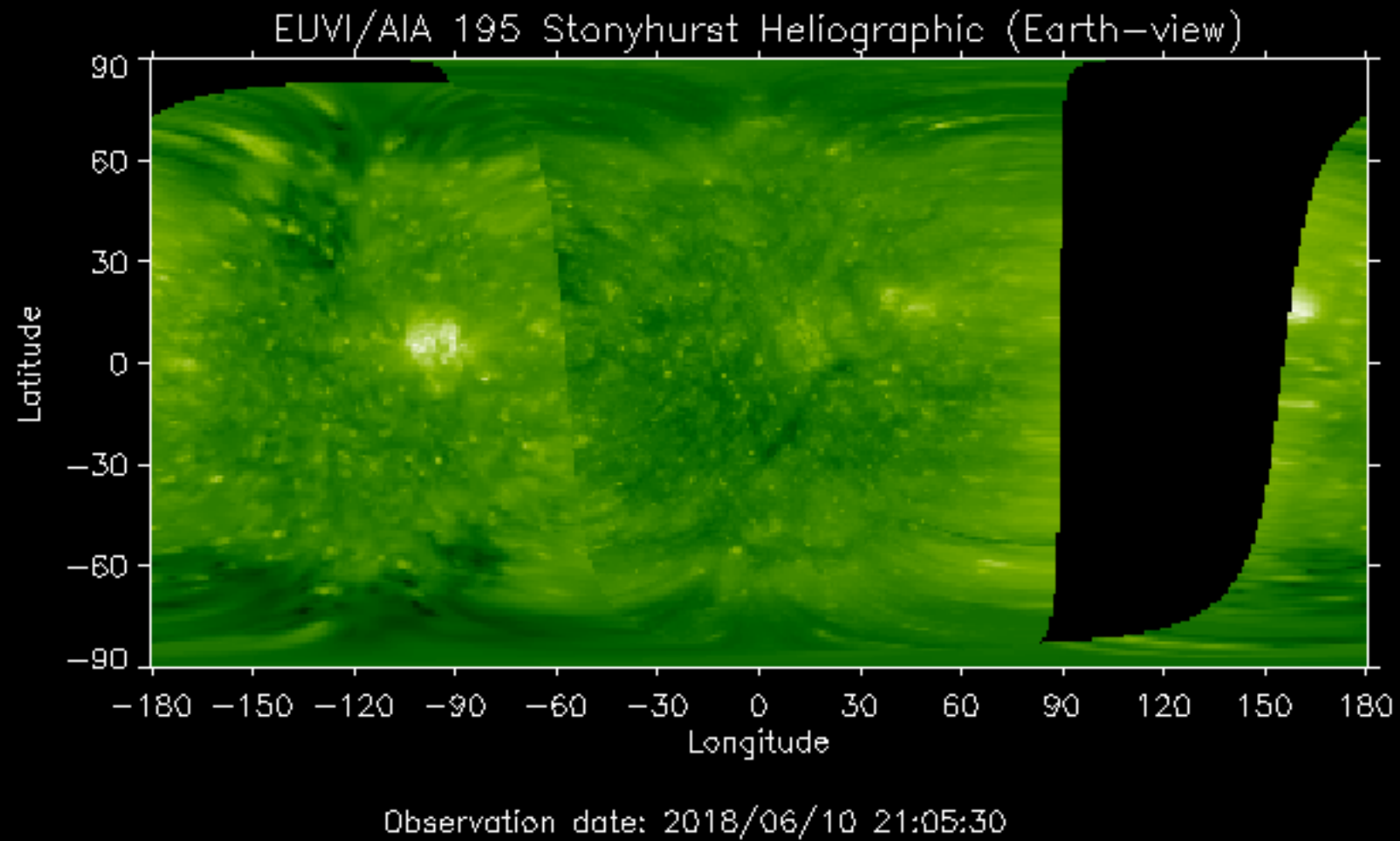
# Outlook

Solar Influences  
Data Analysis Centre  
[www.sidc.be](http://www.sidc.be)



**Royal Observatory**  
*of* Belgium

# OUTLOOK





# SIDC Space Weather Briefing

See you at our next briefing!

Or visit us at [www.sidc.be](http://www.sidc.be)

